

Name: \_\_\_\_\_

# Petroglyphs


Lesson 76

Paired with *Hide and Seek*—Advanced

**Written by Marnae Wilson**

**Illustrated by Jim Madsen**

Lexile®: 650L, 137 words



Suppose you have a great story to write, but you have no paper or pencil. How would you save your story?

Thousands of years ago, people scratched pictures on rock to tell their history.

They would show what they did every day. They would draw pictures of their families and their favorite animals.

They would draw pictures to tell stories about their adventures and the places that they had visited.

Petroglyphs are found all over the world.

Some are clear and easy to see. Others have almost disappeared because the weather has caused the rocks to erode.

Sometimes people damage petroglyphs by touching them or writing on them.

Sometimes petroglyphs are destroyed when roads or buildings are built.

We need to be sure petroglyphs are protected. They tell us the history of people who lived long ago.

Name: \_\_\_\_\_

# Petroglyphs


Lesson 76

Paired with *Hide and Seek*—Advanced

**Written by Marnae Wilson**

**Illustrated by Jim Madsen**

Lexile®: 650L, 137 words



Suppose you have a great story to write, but you have no paper or pencil. How would you save your story?

Thousands of years ago, people scratched pictures on rock to tell their history.

They would show what they did every day. They would draw pictures of their families and their favorite animals.

They would draw pictures to tell stories about their adventures and the places that they had visited.

Petroglyphs are found all over the world.

Some are clear and easy to see. Others have almost disappeared because the weather has caused the rocks to erode.

Sometimes people damage petroglyphs by touching them or writing on them.

Sometimes petroglyphs are destroyed when roads or buildings are built.

We need to be sure petroglyphs are protected. They tell us the history of people who lived long ago.

ACCURACY: # of reading errors: \_\_\_\_\_ (Indep. = 0–3, Instr. = 4–7, Frust. = 8+)  
SPEED: To calculate:  $8220 \div$  \_\_\_\_\_ (Reading time in seconds) = \_\_\_\_\_ WPM

Name: \_\_\_\_\_

# Petroglyphs


Lesson 76

Paired with *Hide and Seek—Advanced*

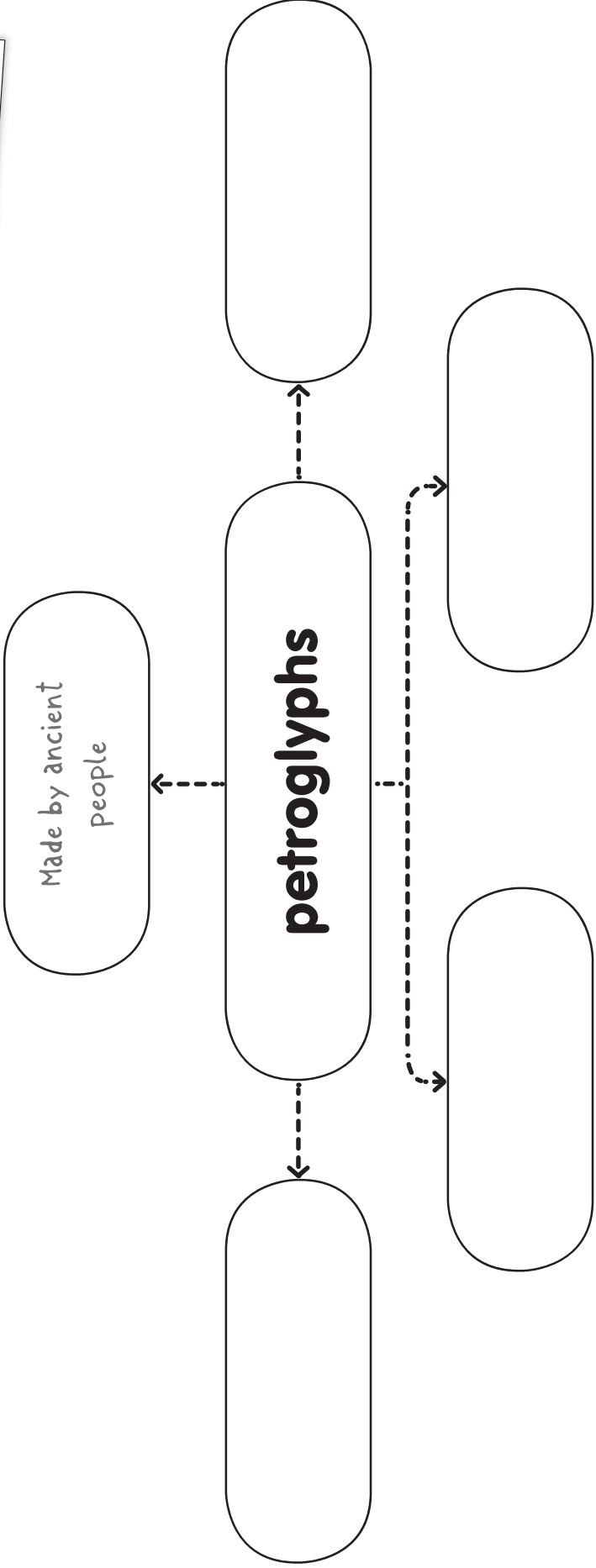
Discover Story Vocabulary	petroglyph, history
Glossary Words	history, petroglyphs, erode, damage, protected

Question Type	Question						
Author's Purpose	<p>Why did the author write this article?</p> <ul style="list-style-type: none"><li>a. to explain how people make petroglyphs today</li><li>b. to show how important petroglyphs are</li><li>c. to tell us how to write our histories</li></ul>						
Compare	<table border="1" style="margin-left: auto; margin-right: auto;"><thead><tr><th colspan="2">Writing Stories</th></tr><tr><th>Today</th><th>Long Ago</th></tr></thead><tbody><tr><td style="background-color: yellow;"></td><td>petroglyphs</td></tr></tbody></table> <p>What belongs in the empty box above?</p> <ul style="list-style-type: none"><li>a. cameras</li><li>b. books</li><li>c. rocks</li></ul>	Writing Stories		Today	Long Ago		petroglyphs
Writing Stories							
Today	Long Ago						
	petroglyphs						
Inferential	<p>What are some things that would be included in a person's history?</p> <ul style="list-style-type: none"><li>a. where and how they lived</li><li>b. names of the muscles in their body</li><li>c. kinds of fish in the ocean</li></ul>						

# Main Idea and Supporting Detail: Petroglyphs



**\* Directions:** Fill in the empty boxes with information about petroglyphs. Then write a summary of the article.



My summary of the article

\_\_\_\_\_

\_\_\_\_\_

\_\_\_\_\_

Name: \_\_\_\_\_